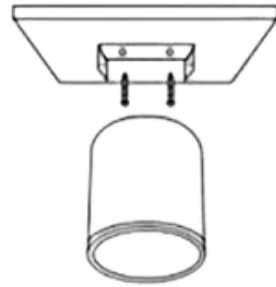
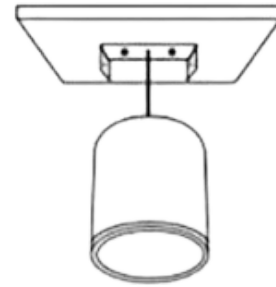




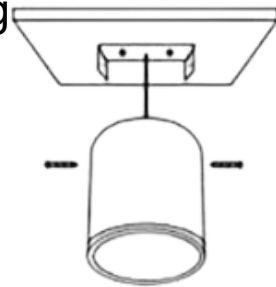
1. Fix the mounting base with screws



2. After cutting off the power, connect the Driver with 110V-240V



3. Insert the lamp into the mounting plate, tighten the screws of both sides



4. Finish

