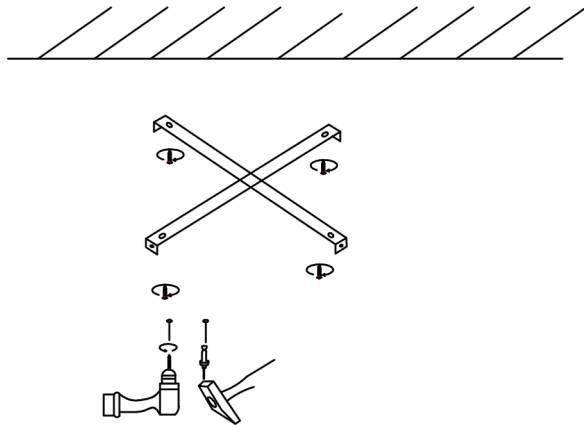
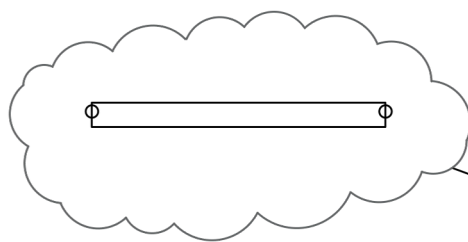


1



Take out the hanging plate  
and fix the hanging plate at  
the ceiling outlet position

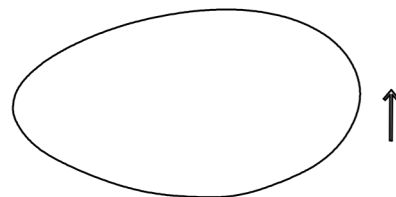
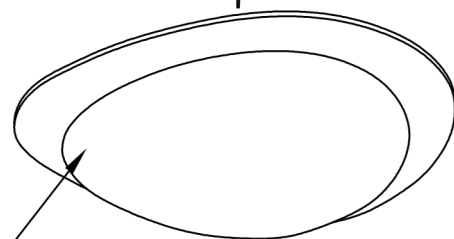
2



The electric wires in the home  
connect to the light fixtures

The 4 side holes of the suction top  
plate above the lamp body are  
rotated into the mounting plate  
screws, so as to fix the lamp body

Built-in LED light source



Install acrylic lampshade

Note: Please turn off the power before installing the lamp