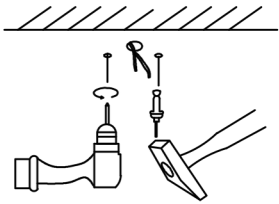
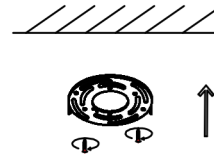


1



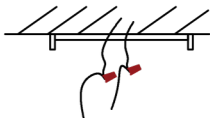
Drill holes in the ceiling and
insert expansion screws

2



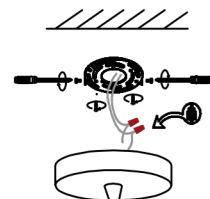
Install the hanging plate on
the ceiling

3

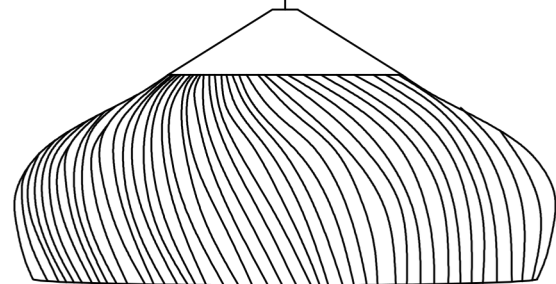


The electric wires in the home
connect to the light fixtures


4



Install the lamp body on the
hanging plate



Install bulb



Note: Please turn off the power before installing the lamp