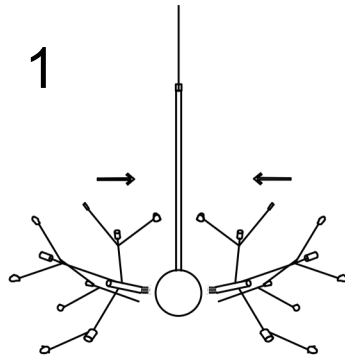
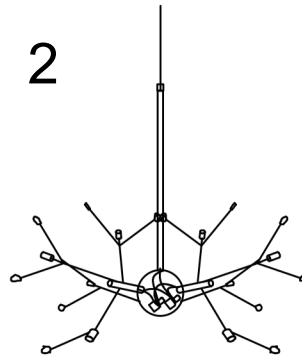


1



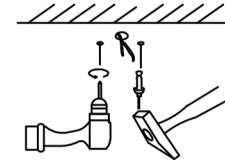
The lamp arm is connected to the center post by screws

2



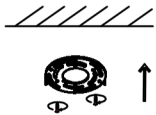
The lamp arm wire is connected to the main line

3



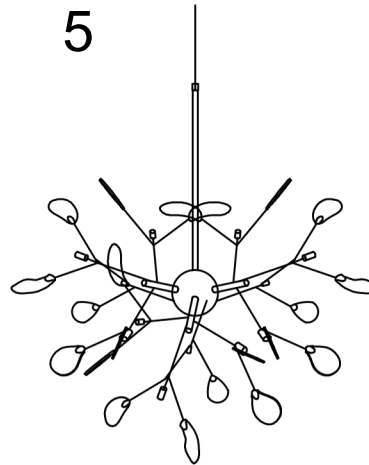
Drill holes in the ceiling and insert expansion screws

4



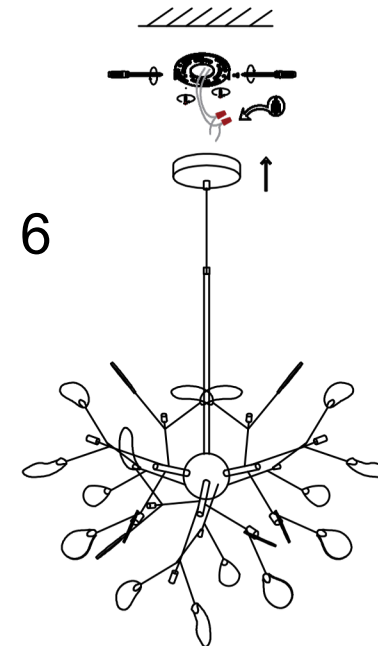
Install the hanging plate on the ceiling

5




Use pins to install agate pieces, detailed drawings

6



Install the lamp body on the hanging plate

1



Pin into the hole of the agate plate

2



Pin into the hole of the agate plate

3



Insert the onyx piece into the hole, then press the pin

4



Press the pin