
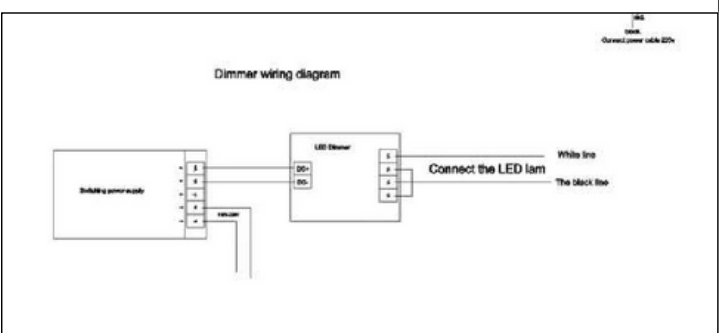


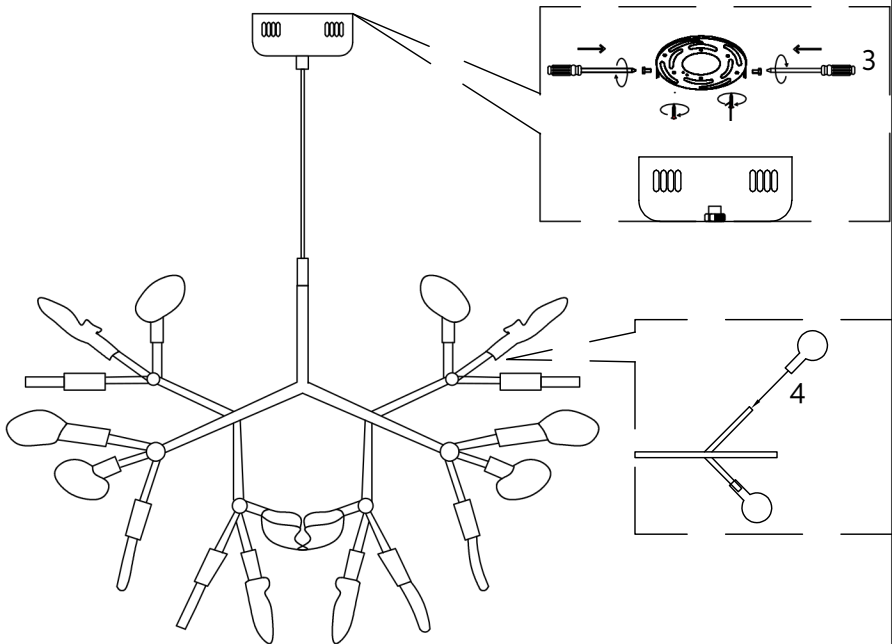
- 1:Fix the hanging board to the ceiling
- 2:Reference image wiring
- 3:Fix the ceiling tray and hanging board from the side
- 4:Insert lampshade



Electrical connection instructions  
2



Remote control installation instructions  
2-2



1:Fix the hanging board to the ceiling


2:Reference image wiring

3:Fix the ceiling tray and hanging board from the side

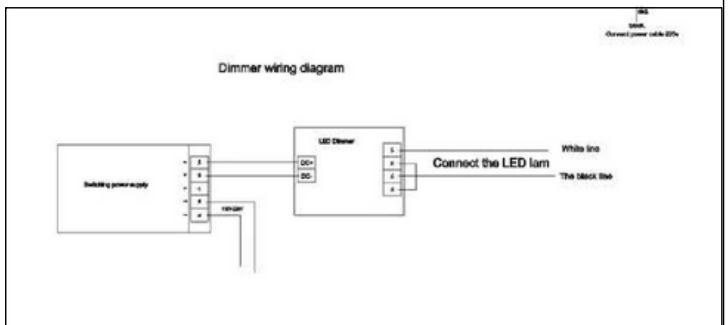
4:Fix the hardware on the ceiling

5:Tighten the locking device and thread the steel wire into it

6:Insert lampshade



Electrical connection instructions  
2



Remote control installation instructions  
2-2

